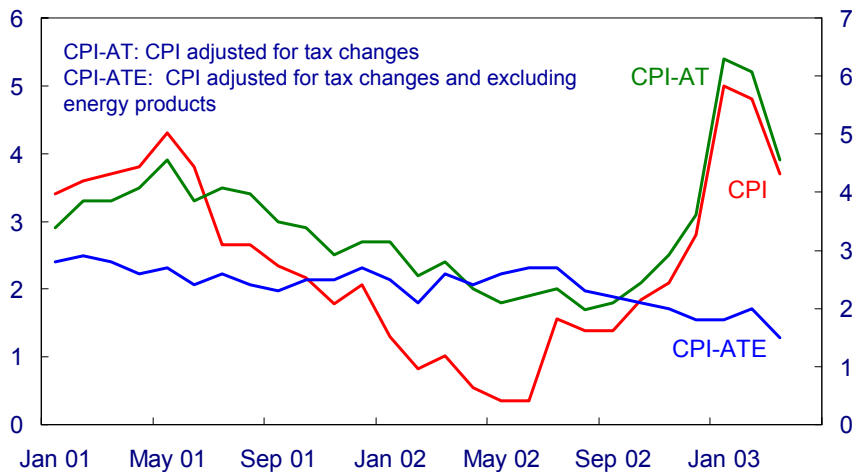


Chapter 5 Prices

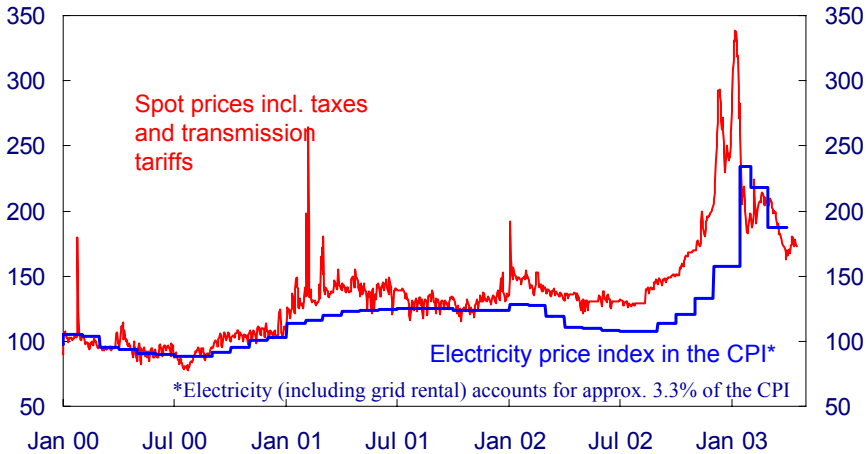
5.1 Consumer prices 12-month rise. Per cent



Sources: Statistics Norway and Norges Bank

5.2 Electricity prices

1 January 1998 = 100

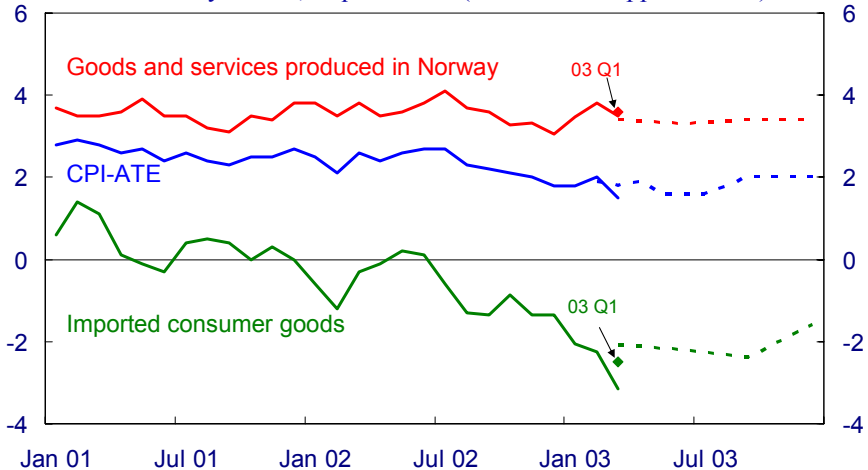


Sources: Statistics Norway, Nordpool, Viken Energi and Norges Bank

Executive Board April 2003

5.3 CPI-ATE.

Total¹⁾ and distributed by imported and domestically produced goods and services²⁾. Year-on year rise, 4-quarter rise (estimate for supplier sector). Per cent



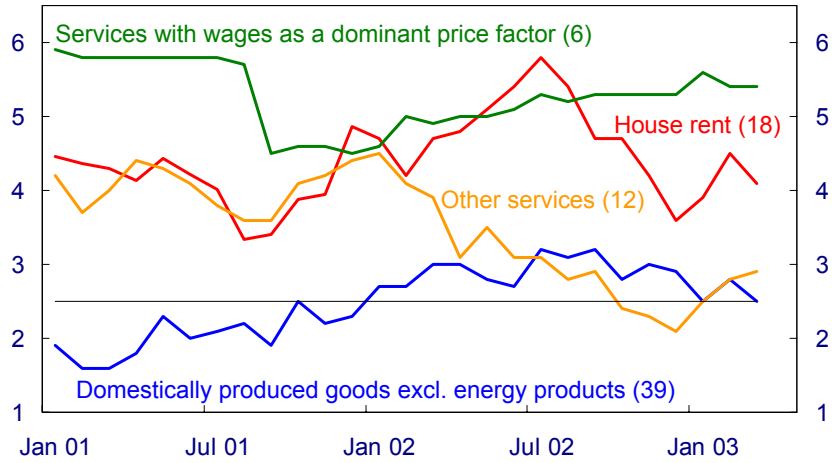
¹⁾ Norges Bank's estimates up to and including July 2000, thereafter figures published by Statistics Norway

Sources: Statistics Norway and Norges Bank

²⁾ Norges Bank's estimates

Executive Board April 2003

5.4 CPI-ATE distributed by domestic supply sector 12-month rise. Per cent



Sources: Statistics Norway and Norges Bank

Executive Board April 2003