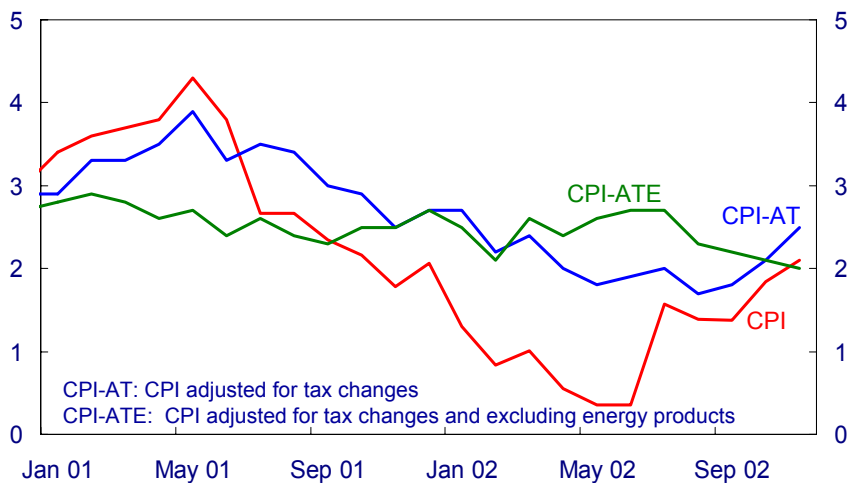


# Chapter 5 Prices

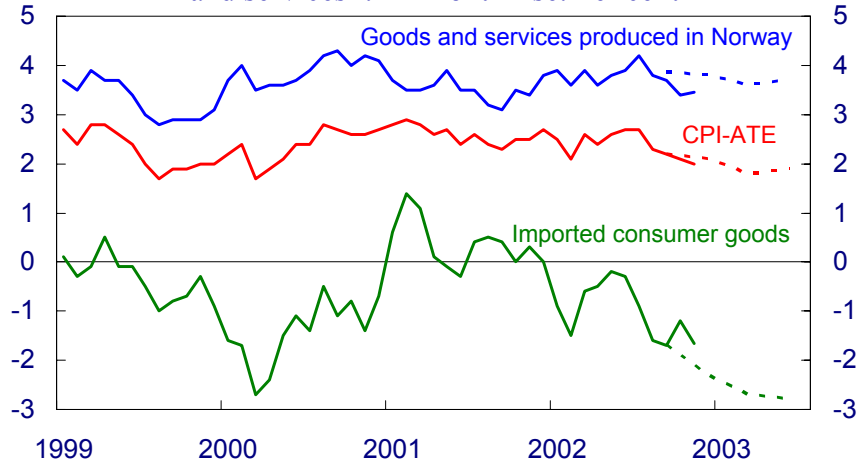
## 5.1 Consumer prices 12-month rise. Per cent



Sources: Statistics Norway and Norges Bank

## 5.2 CPI-ATE

Total<sup>1)</sup> and distributed by imported and domestically produced goods and services<sup>2)</sup>. 12-month rise. Per cent



<sup>1)</sup> Norges Bank's estimates up to July 2000, thereafter figures publ. by Statistics Norway

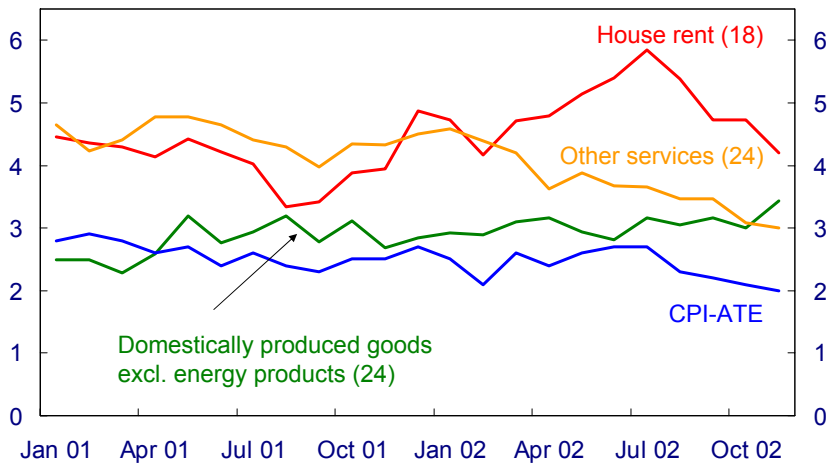
<sup>2)</sup> Norges Bank's estimates

Sources: Statistics Norway and Norges Bank

Hovedstyret desember 2002

## 5.3 CPI-ATE distributed by domestic supply sector

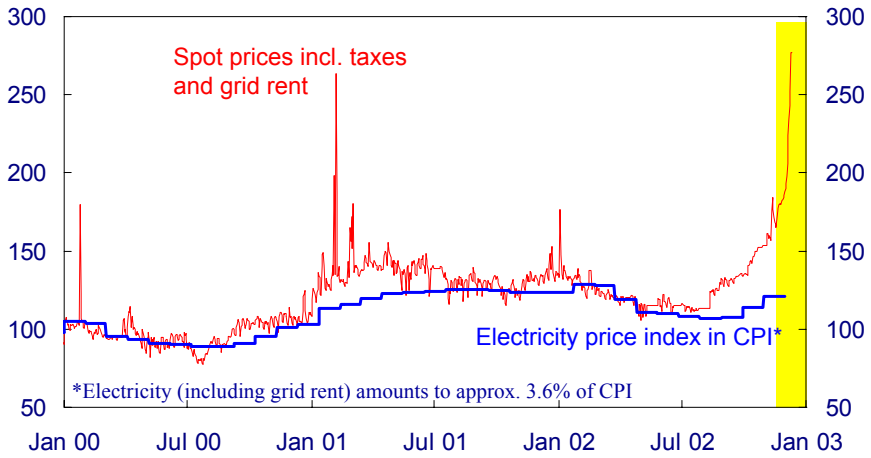
12-month rise. Per cent



Sources: Statistics Norway and Norges Bank

Hovedstyret desember 2002

## 5.4 Electricity prices 1 January 1998 = 100



Sources: Statistics Norway, Nordpool, Viken Energi and Norges Bank