

Hearing before the Standing Committee on Finance and Economic Affairs

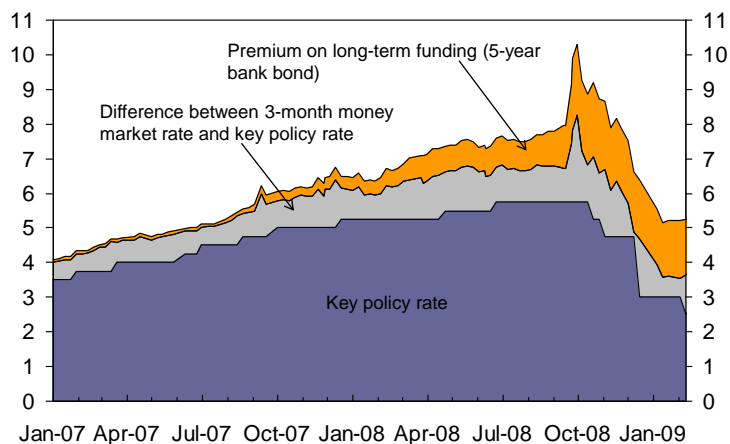
Introduction by Governor of Norges Bank Svein Gjedrem

13 February 2009

 NORGES BANK

Costs of money market funding and long-term funding.

Percentage points. Weekly figures. 3 Jan 07 - 11 Feb 09



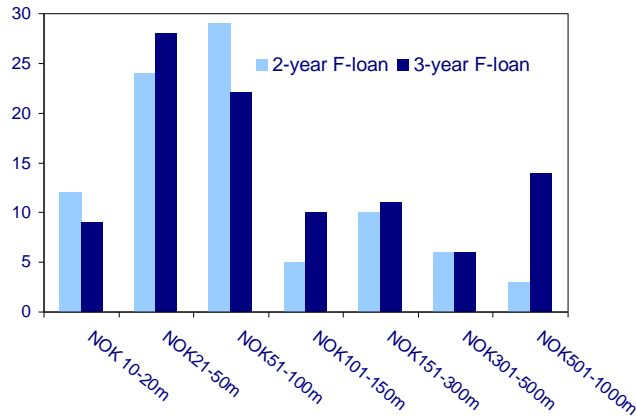
Sources: DnB NOR Markets og Norges Bank

 NORGES BANK

2

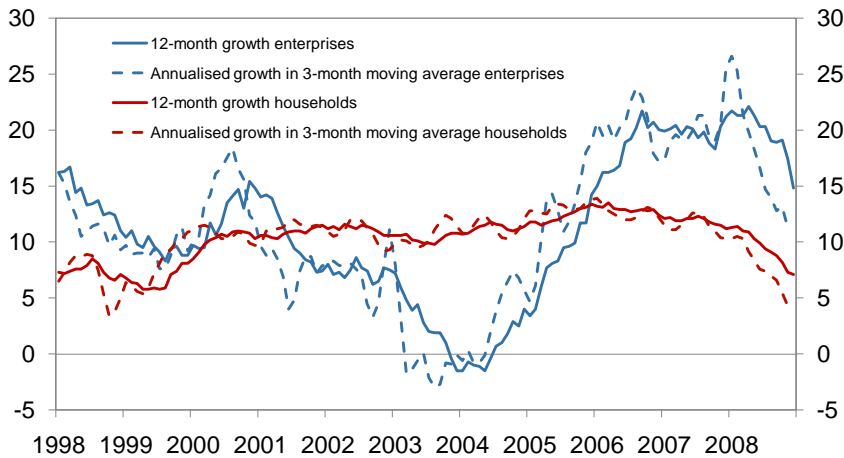
Bids for F-loans with 2- and 3-year maturities. Divided according to number of bidders and bid size.

Number of bidders



Source: Norges Bank

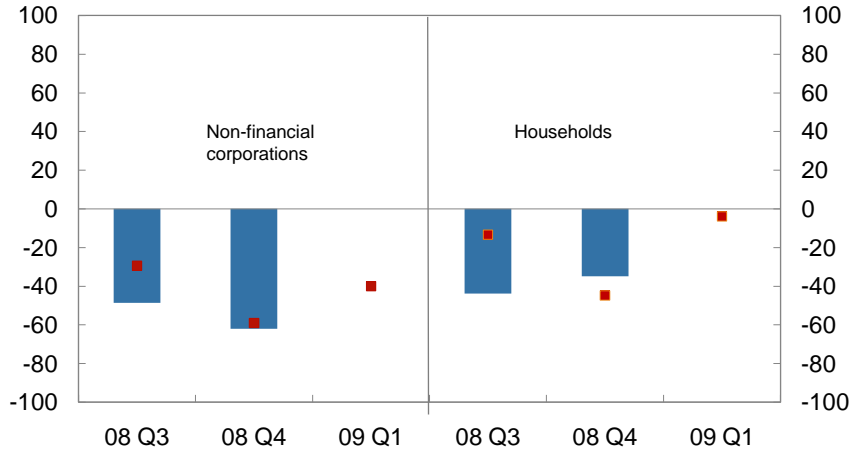
Credit (C2) to non-financial corporations and households. Per cent. Jan 98 – Dec 08



Source: Statistics Norway

Change in credit standards for approving loans to households and non-financial corporations

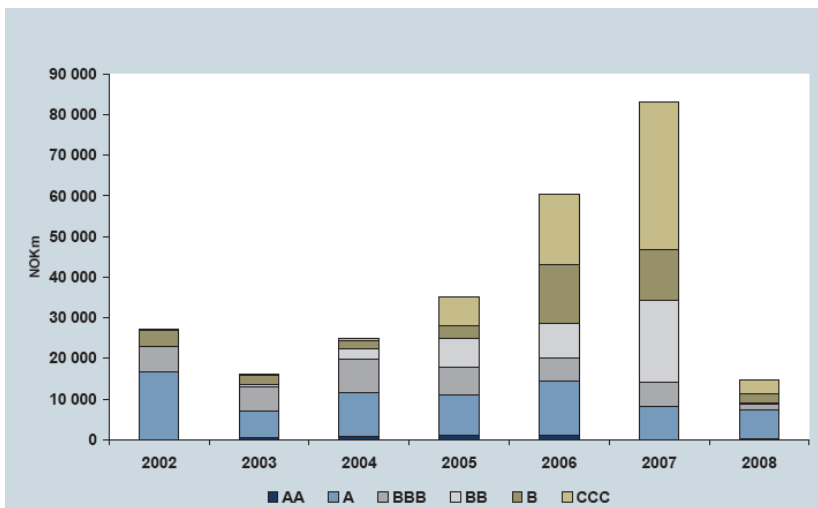
Net percentage balances¹⁾. 08 Q3 – 09 Q1



¹⁾ Net percentage balances are calculated by weighting together the responses to the survey. The blue bars show developments over the last quarter. The red points show expectations over the next quarter. The red points have been moved forward one quarter.

Source: Norges Bank

Issued volume of corporate bonds by rating. Norway. Millions of NOK.



Source: Nordea Markets