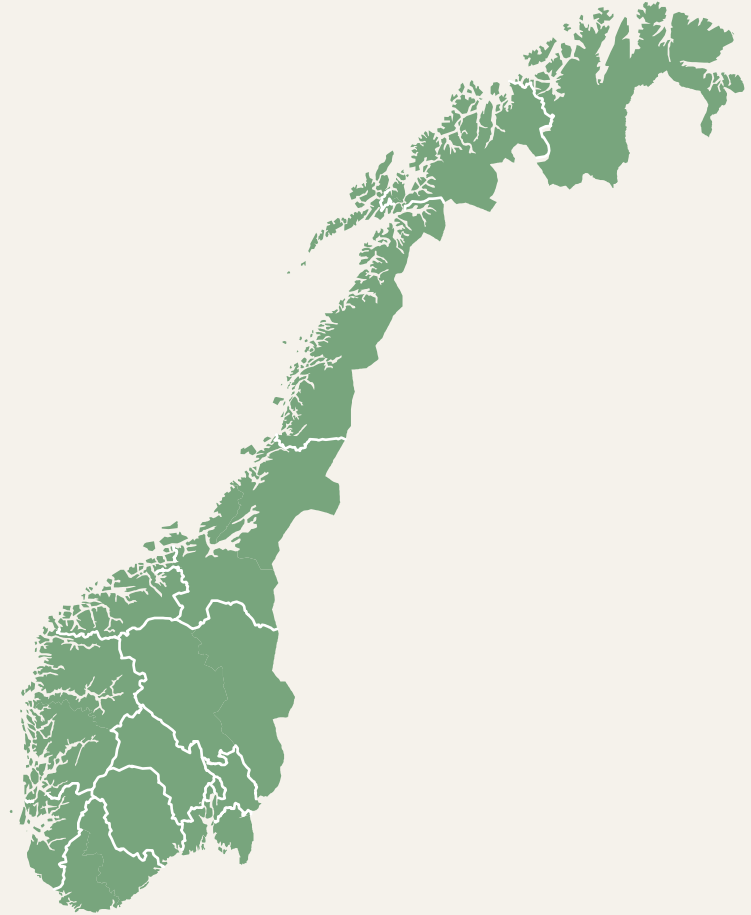




Norwegian Government Debt

May 2026

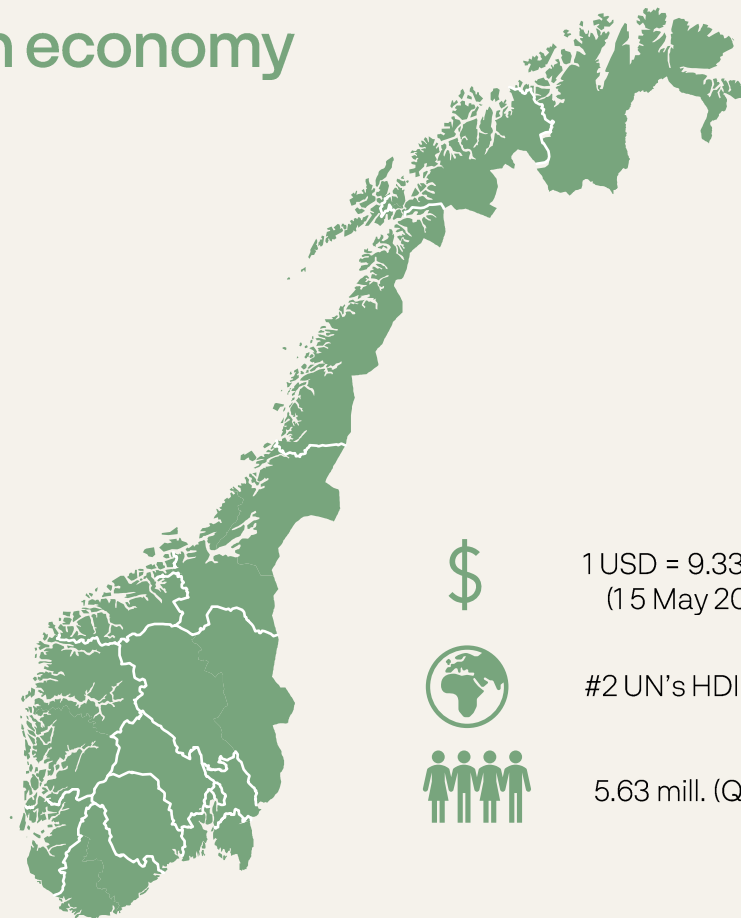
Kingdom of Norway



An introduction to the Norwegian economy

	2025	2026 (proj.)	2027 (proj.)
GDP growth (Mainland Norway)	1.8%	1.4%	0.9%
Household consumption growth	2.8%	1.9%	1.7%
Unemployment rate (registered)	2.1%	2.1%	2.3%
Annual wage growth	4.9%	4.5%	3.9%
Core inflation (CPI-ATE)	3.1%	3.3%	2.8%
Key policy rate	4.30%	4.2%	4.2%

Source: Norges Bank Monetary Policy Report 1/2026



1 USD = 9.33 NOK
(15 May 2026)



#2 UN's HDI (2025)



5.63 mill. (Q1 2026)

Kingdom of Norway – Sovereign ratings

	Long-term	Outlook	Since
Moody's	Aaa	Stable	11 August 1995
Standard & Poor's*	AAA	Stable	27 July 1992
Fitch*	AAA	Stable	14 December 2005
DBRS Morningstar*	AAA	Stable	4 July 2014
Scope Ratings*	AAA	Stable	18 August 2017

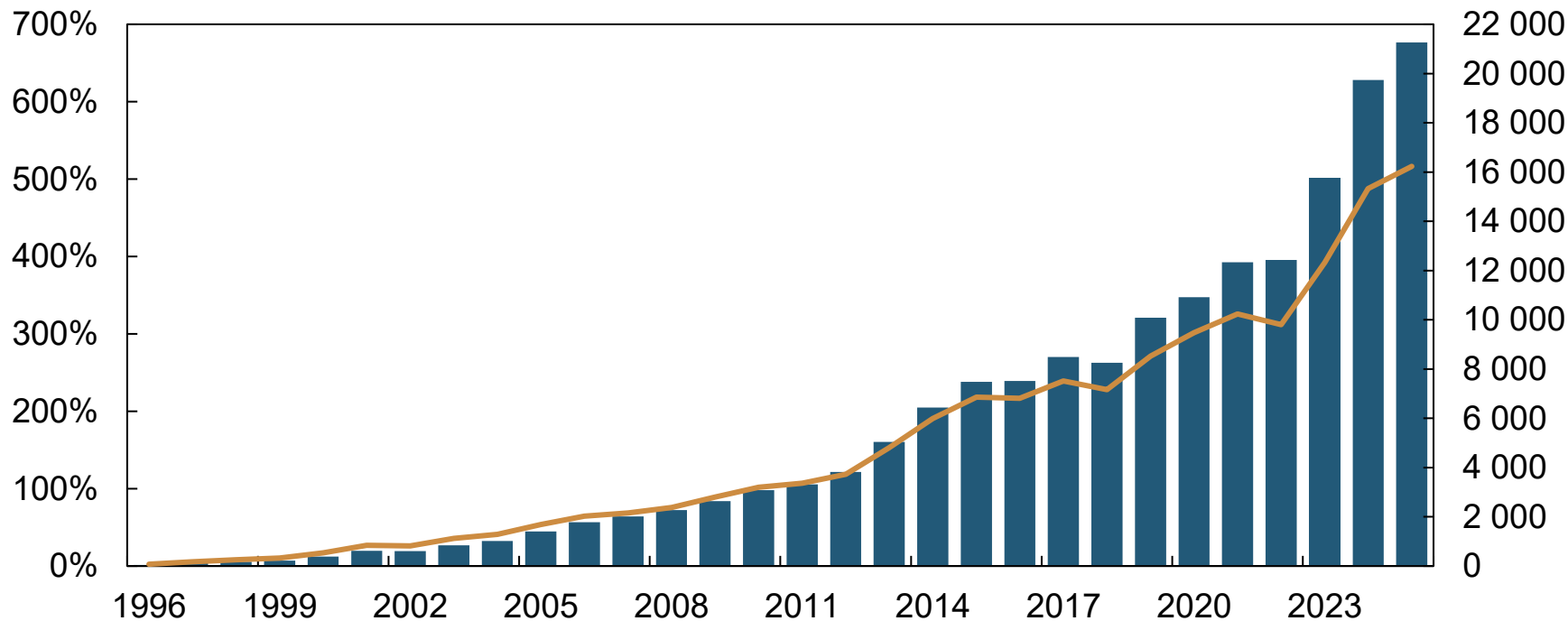
* Unsolicited rating

Fiscal rule

- Fiscal policy shall be geared towards a gradual and sustainable increase in petroleum revenue spending
- This rule should not be applied mechanically, however, and considerable emphasis should be placed on stabilising economic fluctuations
- Over time, the structural, non-oil budget deficit shall correspond to the real return on the Government Pension Fund Global (GPFG), estimated at 3% (until 2017 estimated at 4%)
- In the National Budget for 2026, the structural, non-oil deficit is estimated to be 2.8% of the value of the GPFG in 2025

A solid fiscal position

Market value of the GPFG in billions of NOK and as share of Mainland GDP. 1996 – 2025



Sources: Norges Bank Investment Management and Statistics Norway

Government debt framework

Government debt management in Norway

- The Ministry of Finance is responsible for managing government debt, but has delegated the operational responsibility to Norges Bank
- Under the mandate laid down by the Ministry, Norges Bank shall issue government debt in the name of the Ministry of Finance
- Norges Bank shall meet the government's borrowing requirement and manage government debt outstanding
- Borrow at the lowest possible cost within given risk limits
- Maintain a yield curve for government securities with a maturity of up to ten years that can serve as a reference for pricing in the market



Finansdepartementet



Norges Bank

Government debt framework

Government borrowing in Norway

- Finance net lending by state banks and other government lending programmes
- Cover redemptions of existing debt
- Promote well-functioning and efficient financial markets

Government securities

- Bills and bonds
- Issuance in NOK only
- Annual borrowing programme with auction calendar

Government bond market

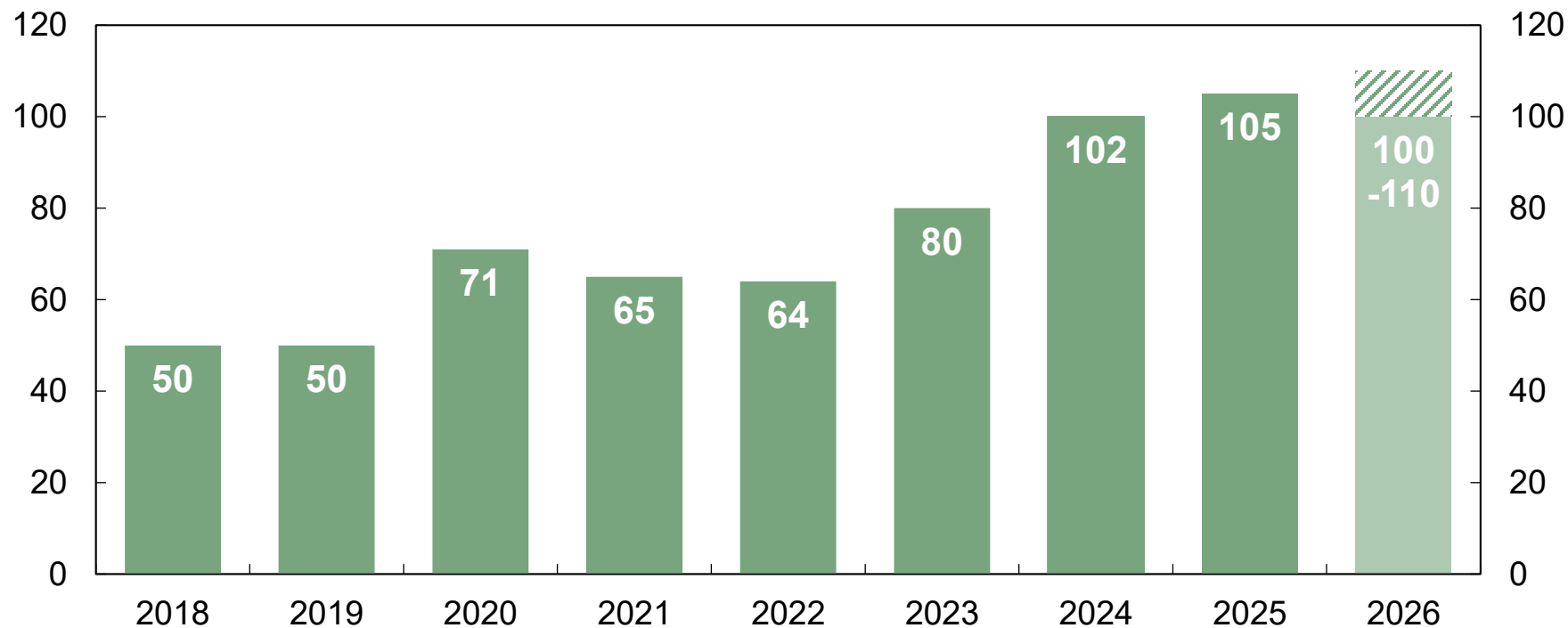
- 611 billion NOK outstanding (20 May 2026)
- Issued a new 10-year bond every year since 2014
- New bonds issued through syndication
- Reopenings using mainly auction (uniform price)

Primary dealer arrangement

- Five primary dealers (Danske Bank, Deutsche Bank, DNB Carnegie, Nordea and SEB)
- Obligation to quote prices
- Repo facilities
- Report turnover daily

Issuance of government bonds

Issued to the market 2018 to 2025. Planned volume for 2026. In billions of NOK




Source: Norges Bank

Norges Bank/Government Debt Management

Borrowing requirement in 2026

- Planned borrowing is based on the government's estimated borrowing requirement in the central government budget for 2026
- Refinancing of maturing bond debt is the largest component behind the borrowing requirement
- Starting from 2025, the government is no longer borrowing to ensure the budgeted transfer from Norges Bank to the government is liquidity-neutral



The strategy for 2026 in brief

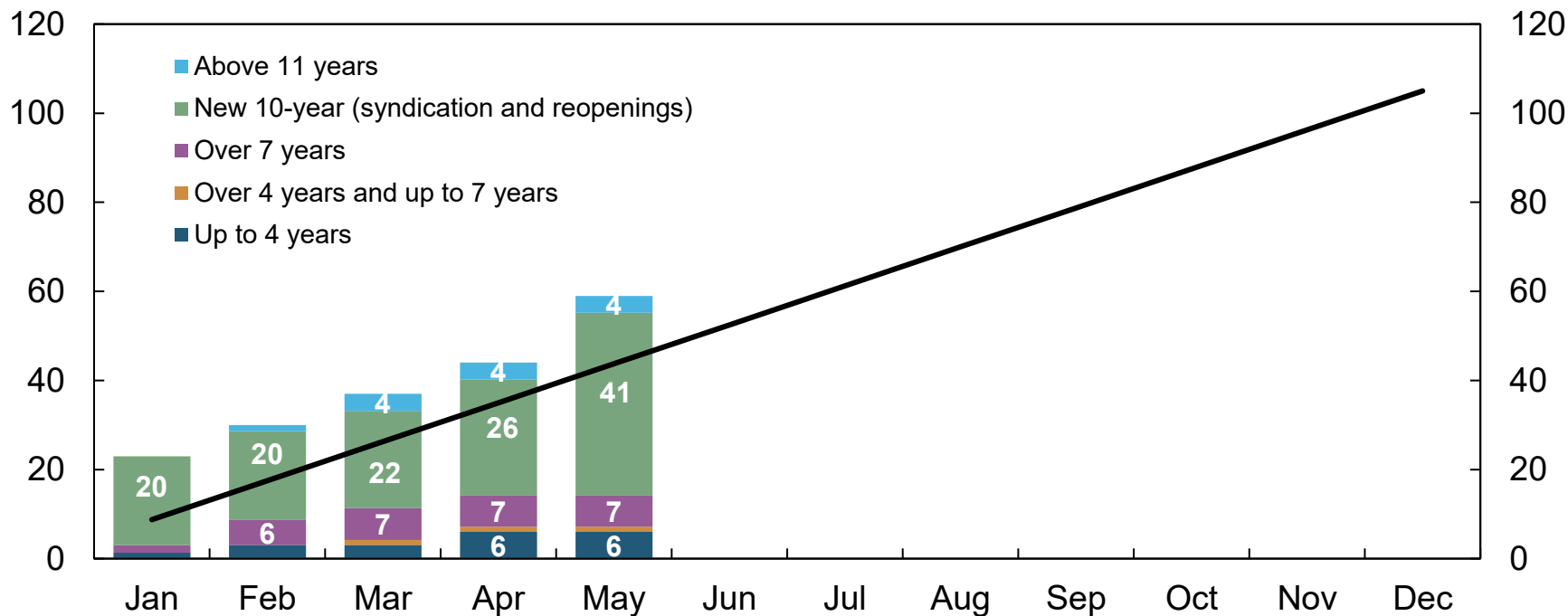
Published 12 December 2025

Government Debt Management will

- Issue government bonds worth NOK 100-110bn
- Issue a new 10-year bond in January or February through syndication
- Reopen an existing bond in May or June through syndication
- Issue a new 20-year bond in September or October through syndication
- Offer to buy back bonds maturing in February 2026 and February 2027
- Will probably not enter into interest rate swaps

Bond issuance split by maturity in 2026

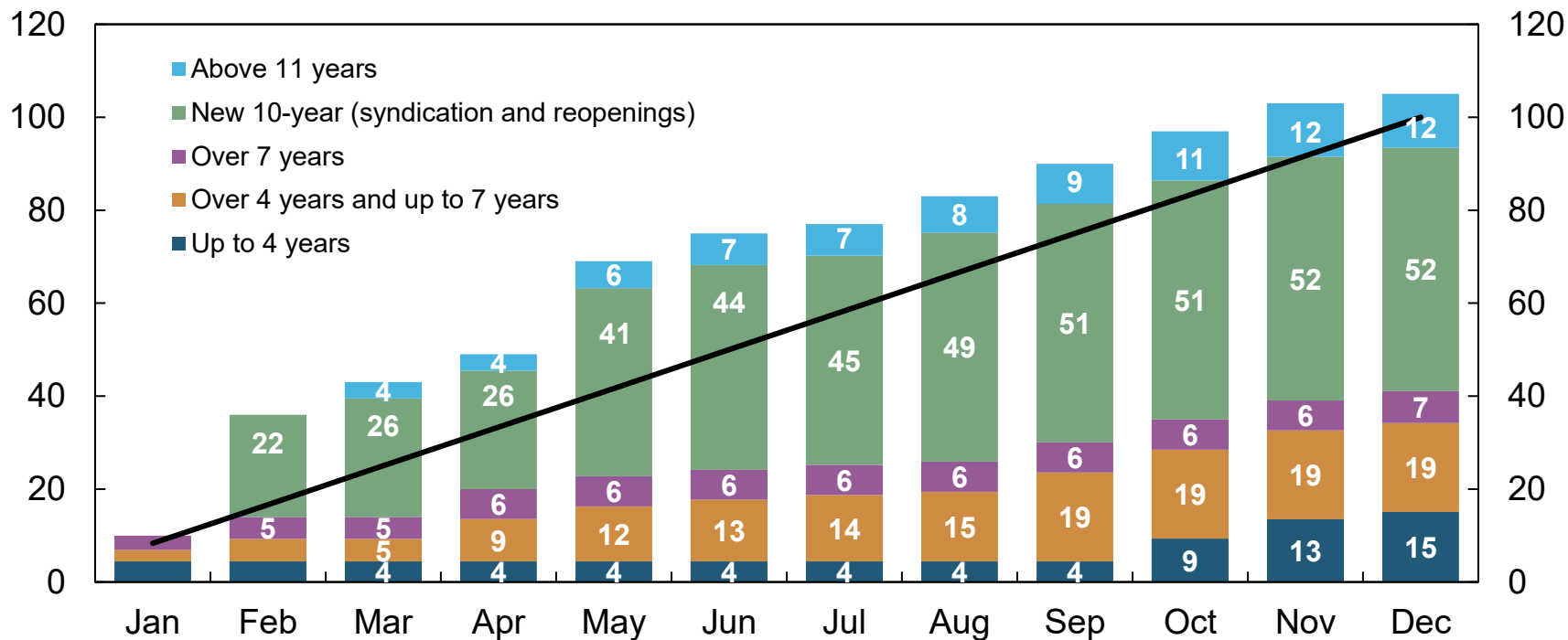
In billions of NOK. 20 May 2026



Source: Norges Bank

Bond issuance split by maturity in 2025

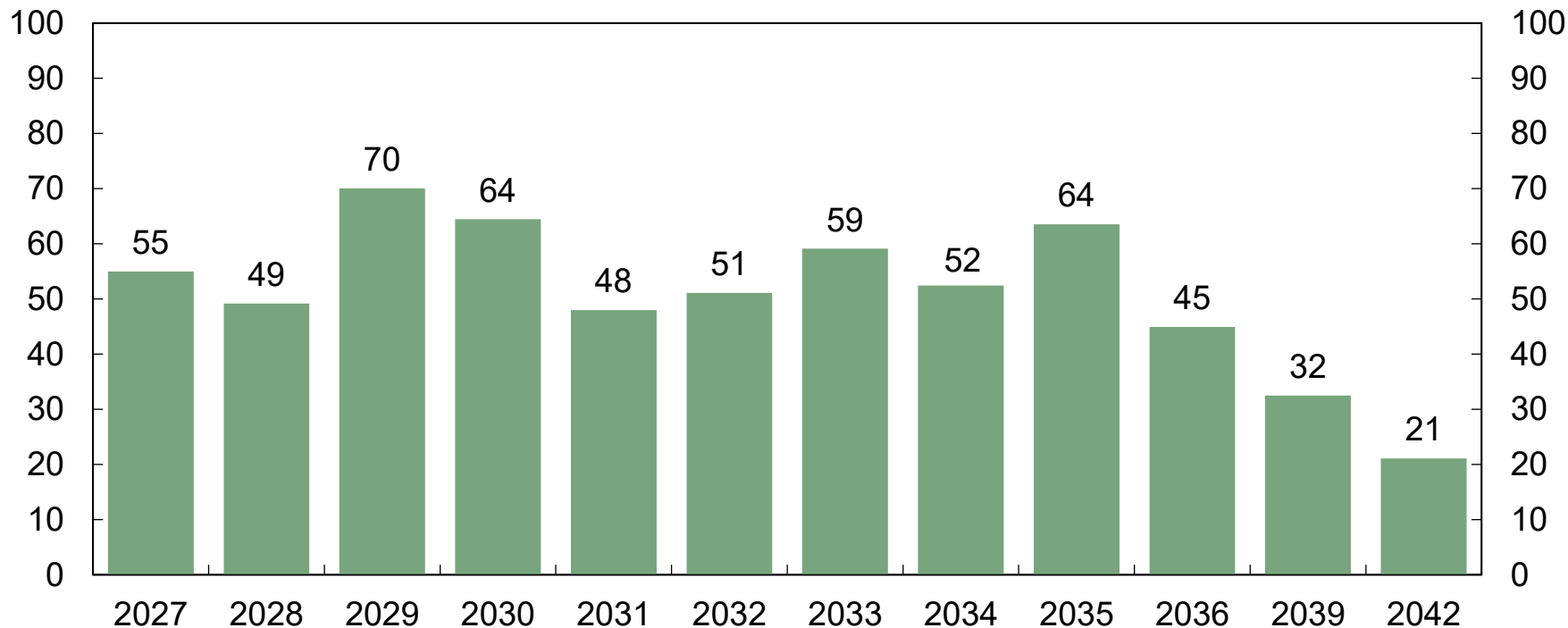
In billions of NOK



Source: Norges Bank

Maturity profile of government bonds

Principal. Including government's holdings. In billions of NOK. 20 May 2026



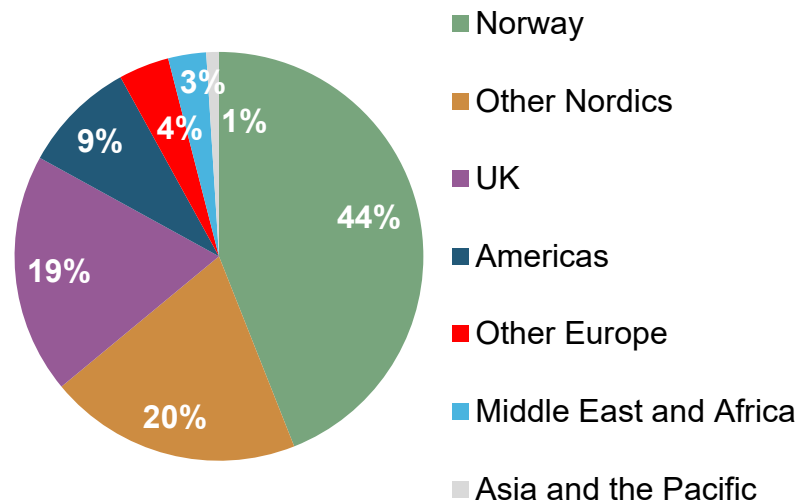
Syndications

New 10-year government bond issued in January 2026

- The Kingdom of Norway issued NOK 20bn to the market of a new bond maturing on 3 June 2036
- The bond attracted an order book in excess of NOK 83bn (excluding Joint Lead Managers) from close to 70 investors
- Joint bookrunners were Danske Bank, DNB Carnegie, Nordea and SEB
- NGB 06/2036 was priced at MS+2 bps implying a reoffer yield for investor of 4.243%. The bond pays an annual coupon of 4.125%

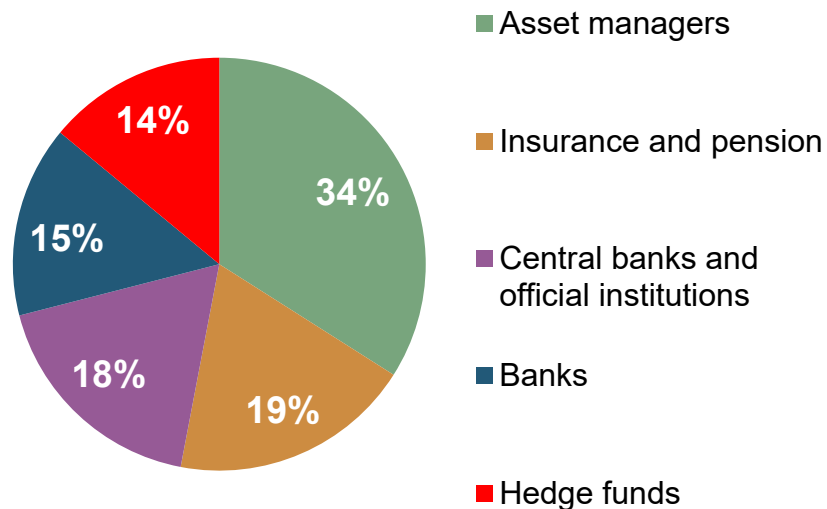
New 10-year government bond issued in January 2026

Allocation by region. Percent



Source: Norges Bank

Allocation by investor type. Percent



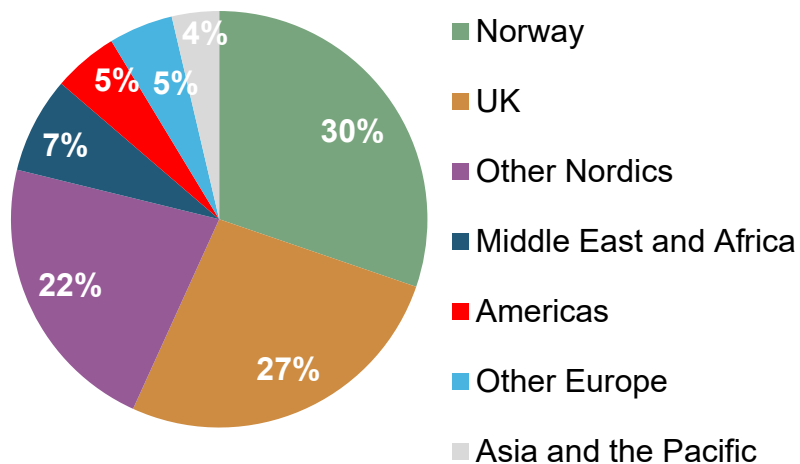
Source: Norges Bank

New 10-year government bond tapped in May 2026

- The Kingdom of Norway has raised NOK 15 billion by syndication in the government bond NGB 06/2036 maturing on 3 June 2036
- The bond attracted an order book in excess of NOK 78 billion from more than 55 investors including Joint Lead Managers (JLM)
- Joint bookrunners were Danske Bank, DNB Carnegie, Nordea and SEB
- NGB 06/2036 was priced at MS flat implying a reoffer yield for investor of 4.532%. The bond pays an annual coupon of 4.125%

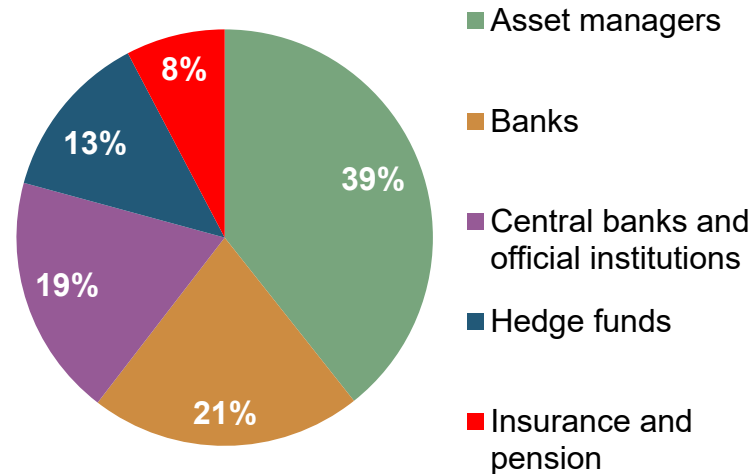
New 10-year government bond tapped in May 2026

Allocation by region. Percent



Source: Norges Bank

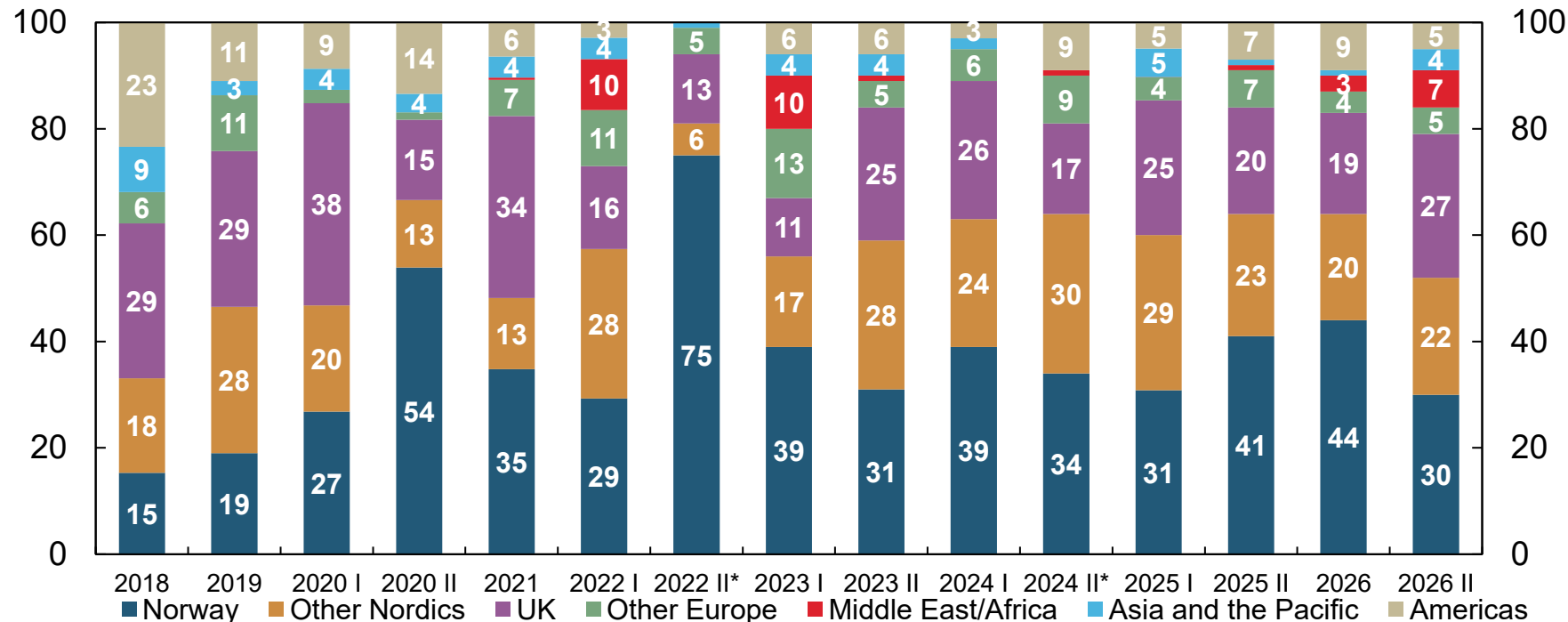
Allocation by investor type. Percent



Source: Norges Bank

Allocation by region in syndications

Percentage of total volume allocated. 2018-2026

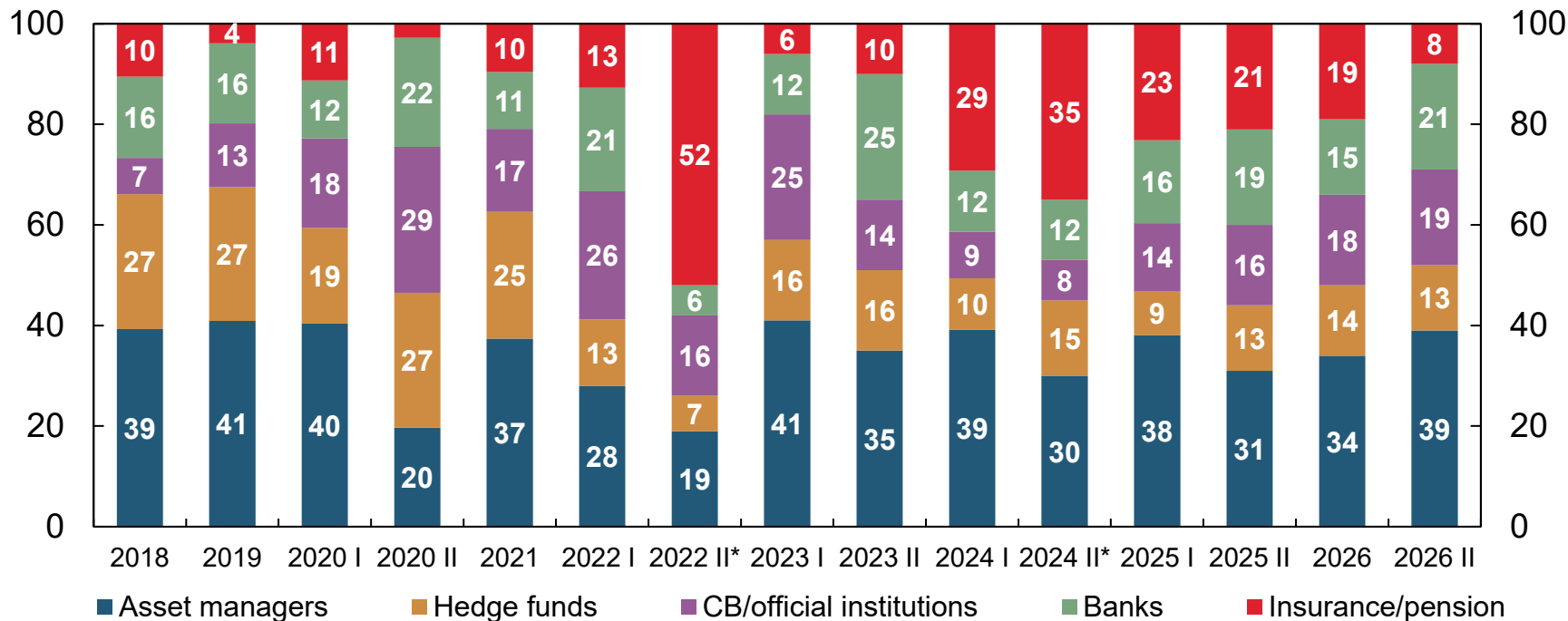


*2022 II is the new 20-year bond and 2024 II is the new 15-year bond.

Source: Norges Bank

Allocation by investor type in syndications

Percentage of total volume allocated. 2018-2026



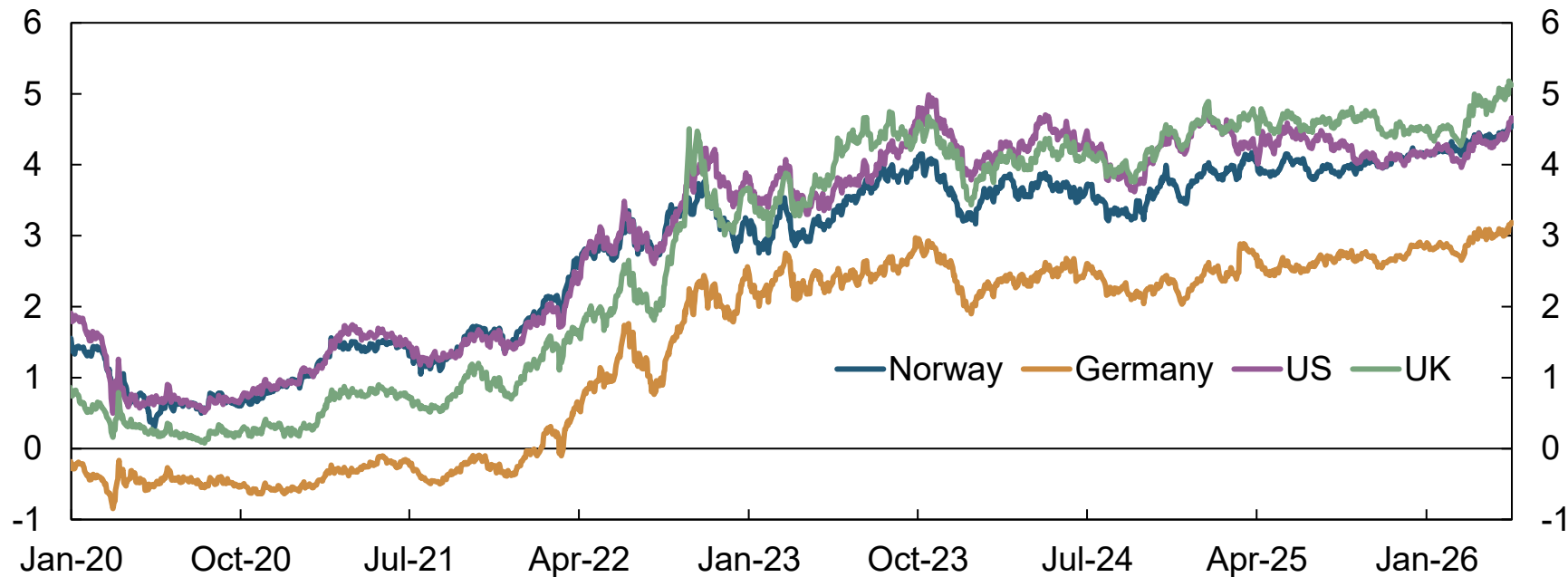
*2022 II is the new 20-year bond and 2024 II is the new 15-year bond.

Source: Norges Bank

Overview of the NGB market

10-year yields in selected countries

Percent. 2 January 2020 – 19 May 2026

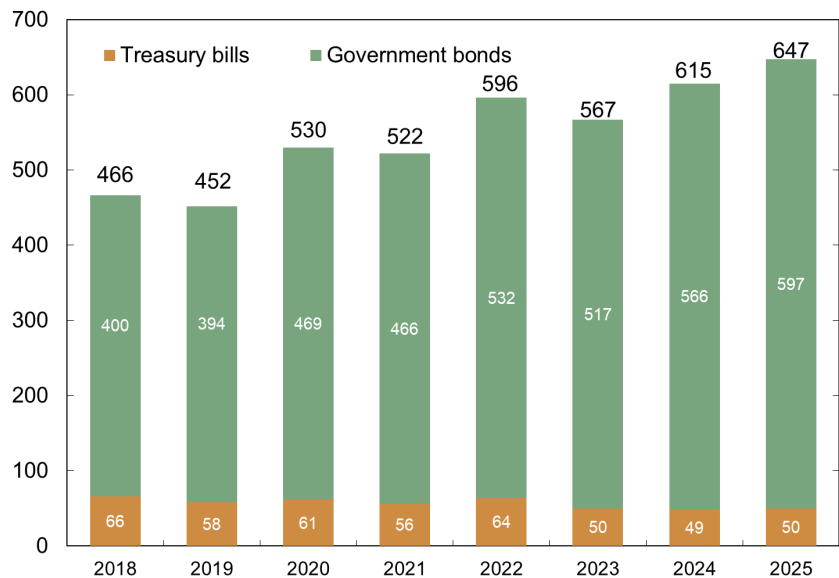


Sources: Bloomberg and Norges Bank

Government bonds and T-bills outstanding

Outstanding volume

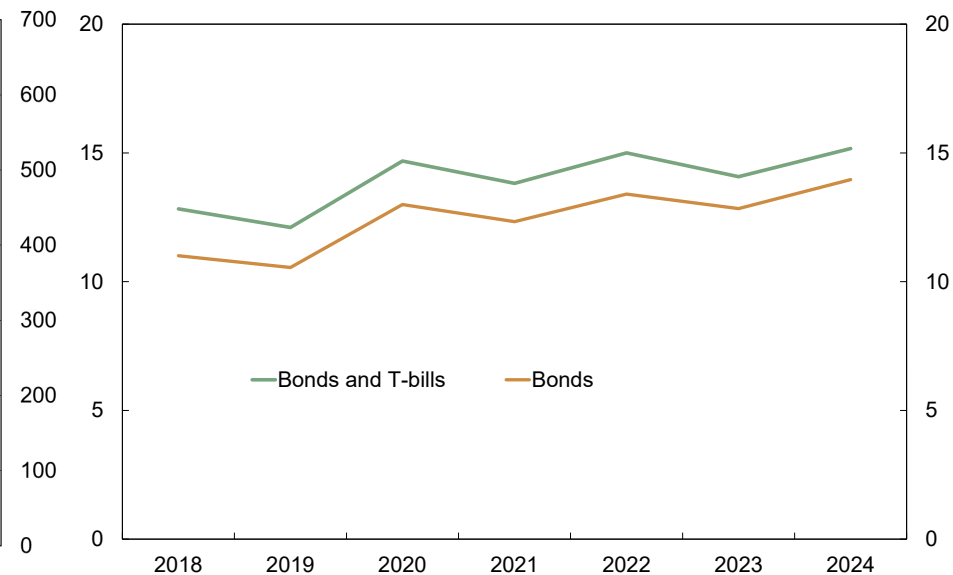
In billions of NOK. End of year. 2018 – 2025



Source: Norges Bank

Outstanding volume

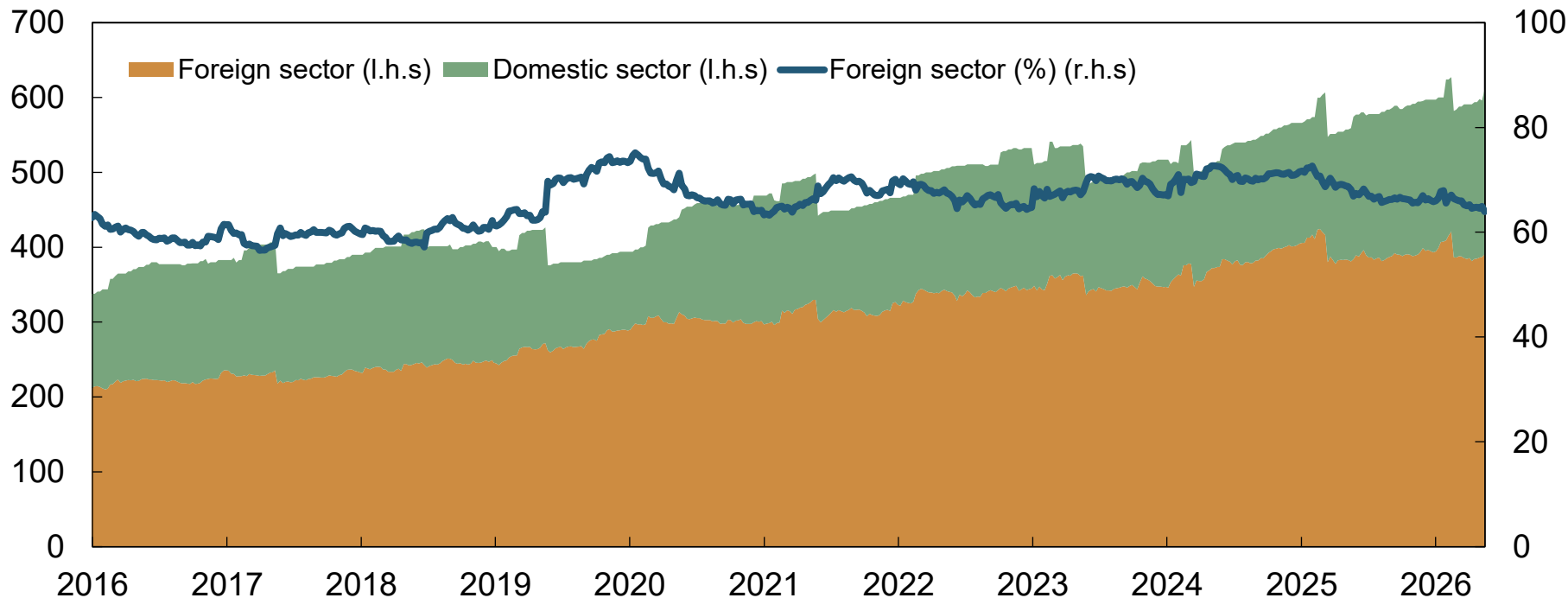
As a percentage of Mainland GDP. 2018 – 2024



Sources: Statistics Norway and Norges Bank

Foreign and domestic ownership of government bonds

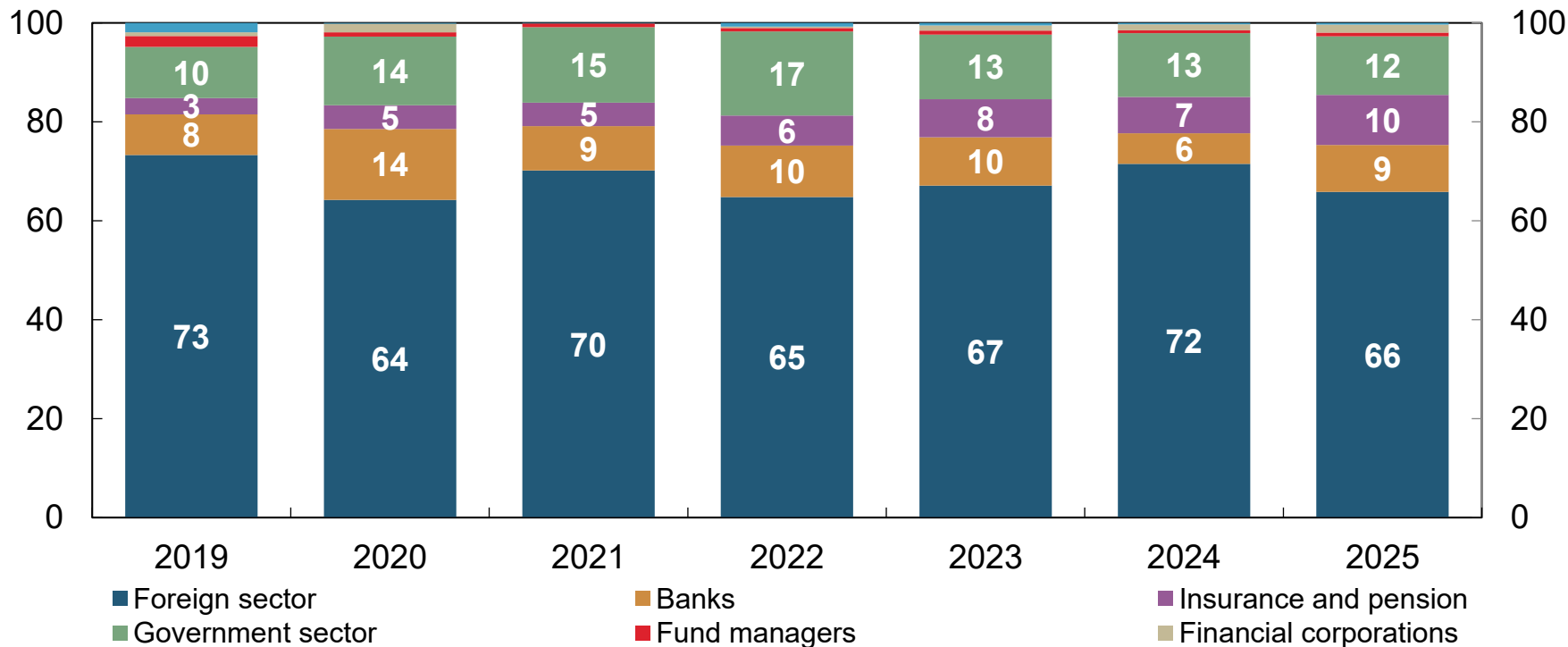
In billions of NOK and as a percentage of total outstanding volume. January 2018 – May 2026



Sources: Euronext VPS and Norges Bank

Ownership shares for government bonds by investor group

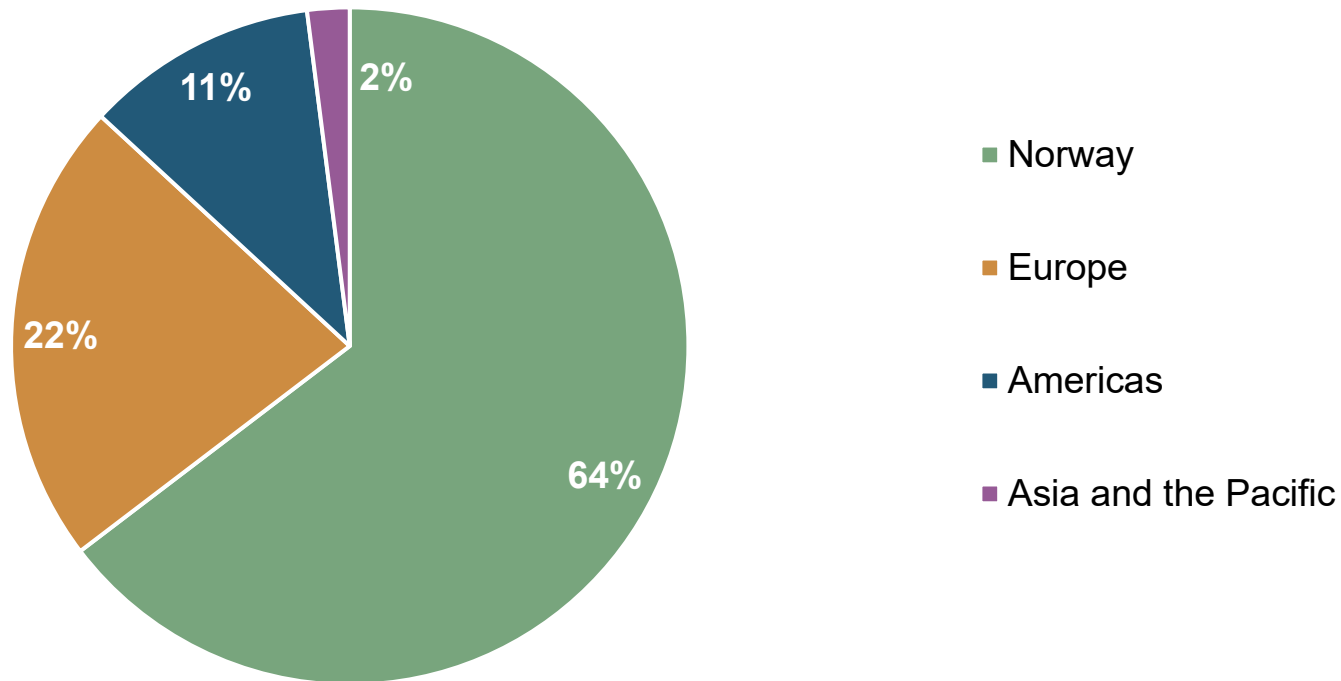
Percent. End of year. 2018 – 2025



Sources: Euronext VPS and Norges Bank

Allocation in auctions

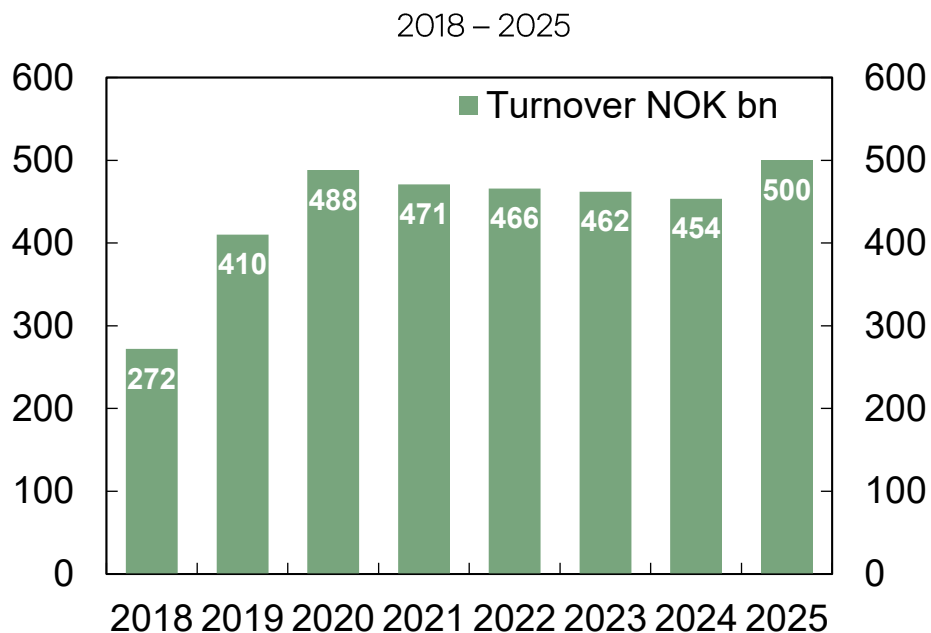
By region. Percent. 2025



Source: Norges Bank

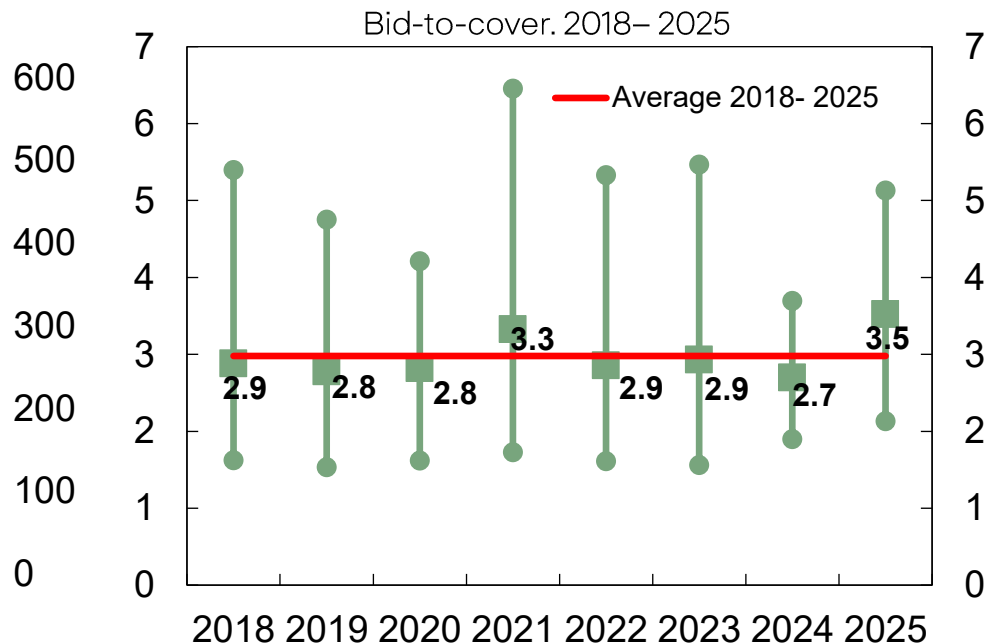
Liquidity in the government bond market

Turnover of Norwegian government bonds



Sources: Primary dealers and Norges Bank

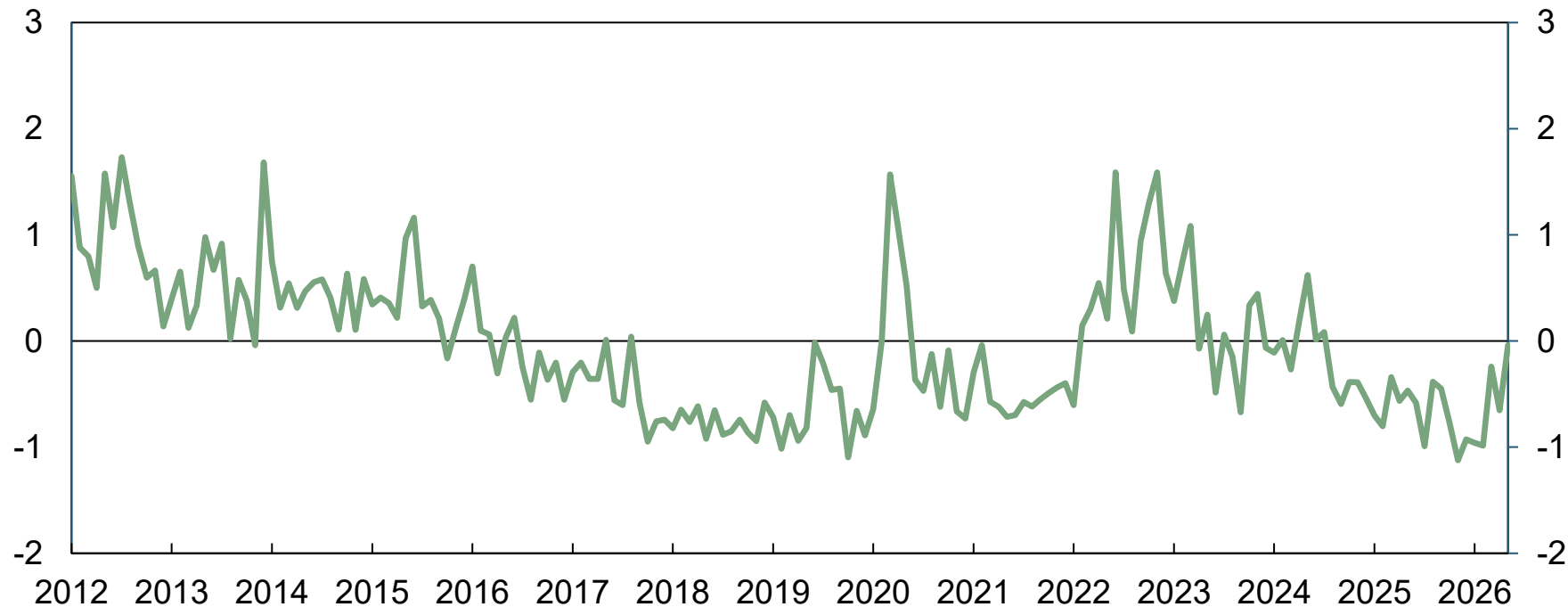
Government bond auctions



Source: Norges Bank

Liquidity in the government bond market

Norges Bank Liquidity Index. 2018 – May 2026



A lower index value implies better liquidity. Zero is the historical mean.

Sources: Oslo Børs, Bloomberg and Norges Bank

Treasury bills

Management of Treasury bills

Framework

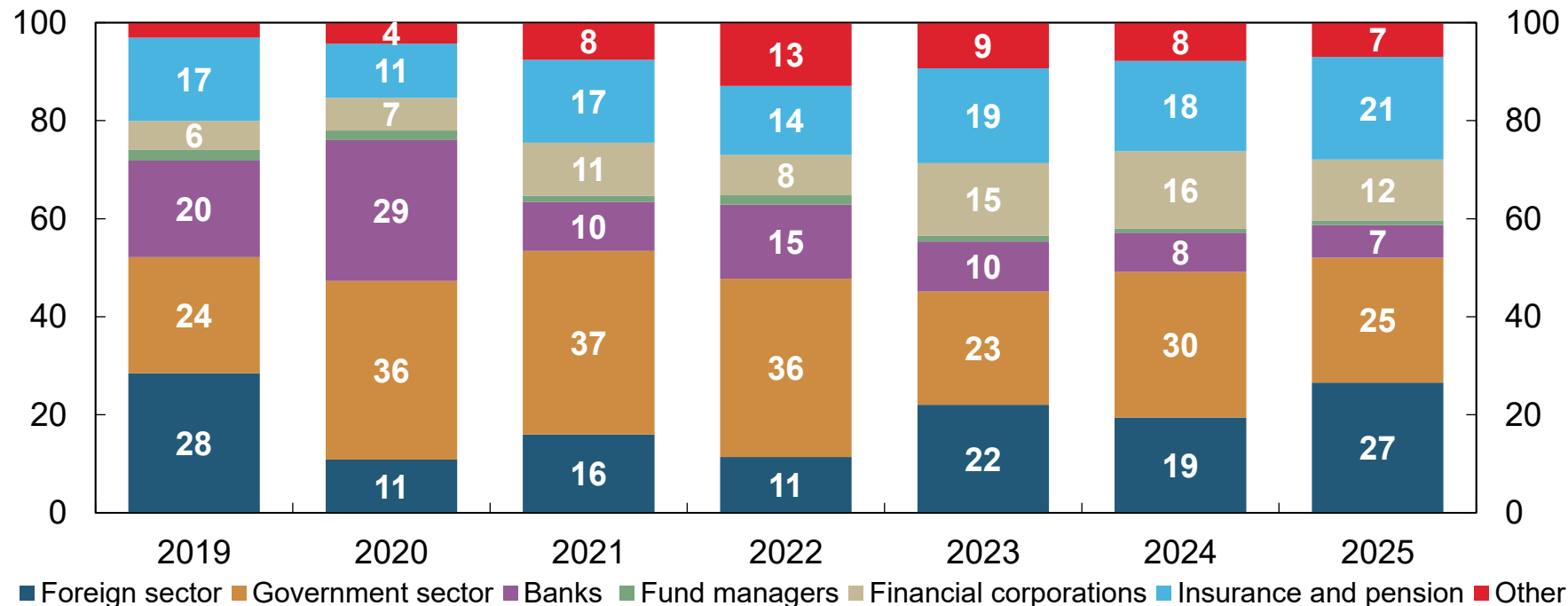
- Uniform price auctions
- Listed on Oslo Børs (Oslo Stock Exchange)
- Primary dealer arrangement
- Four outstanding bills at any given time
- A new 12-month zero coupon bill issued on every IMM date
- Reopenings of existing bills between IMM dates

Strategy for 2026

- Issue 6bn NOK when introducing new bills on every IMM date
- Issue 2bn NOK in all other auctions
- Total issuance volume 52 bn NOK
- 18 auctions

Ownership shares by investor group in Treasury bills

Percent. End of year. 2018 –2025



Source: Euronext VPS and Norges Bank

General information

- Mandate
- Terms and conditions
- Sale methods
- Auction results

Statistics

- Borrowing programme
- Auction calendar
- Quarterly report
- Analyses

Publications

- Key indicators (quarterly)
- Daily and monthly data on yields
- Monthly turnover data

Contact information

debtmanagement@norges-bank.no

www.norges-bank.no


Norges Bank

www.newsweb.no

NewsWeb

www.finansdepartementet.no

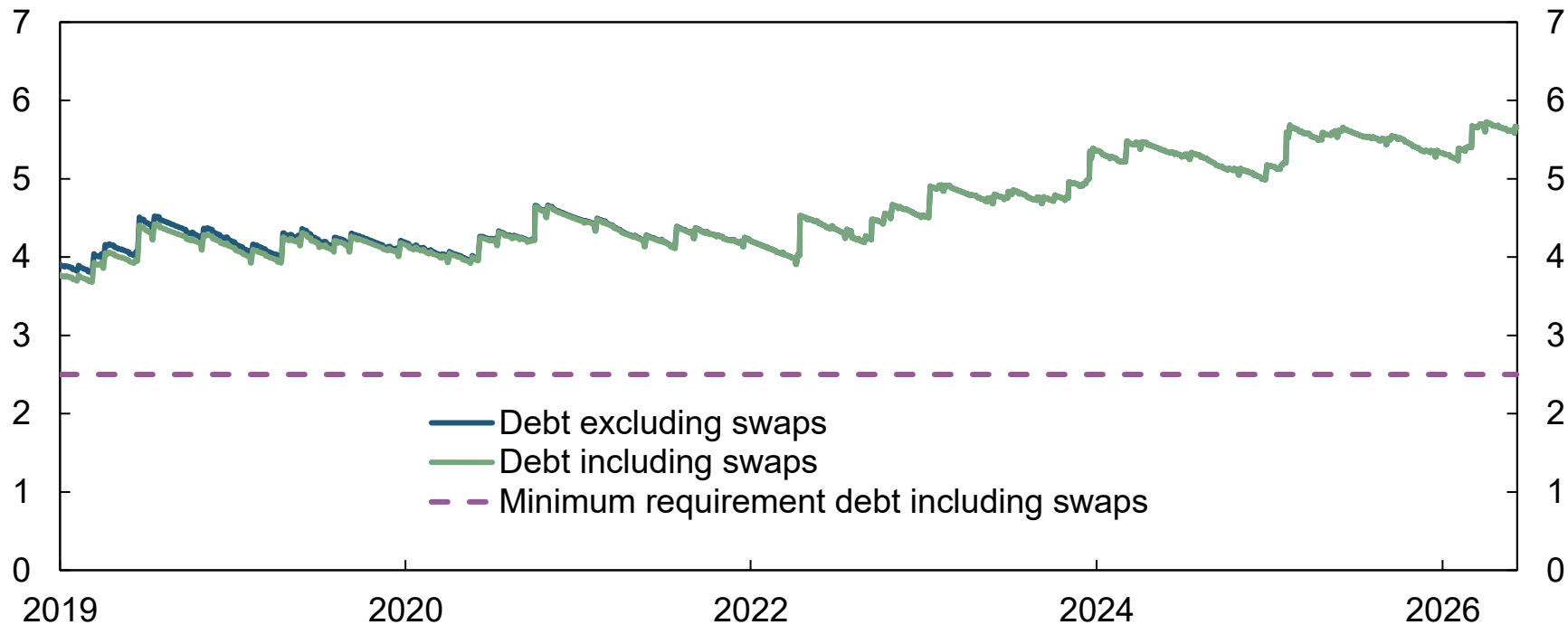
Ministry of Finance



Appendix

Average time to refixing

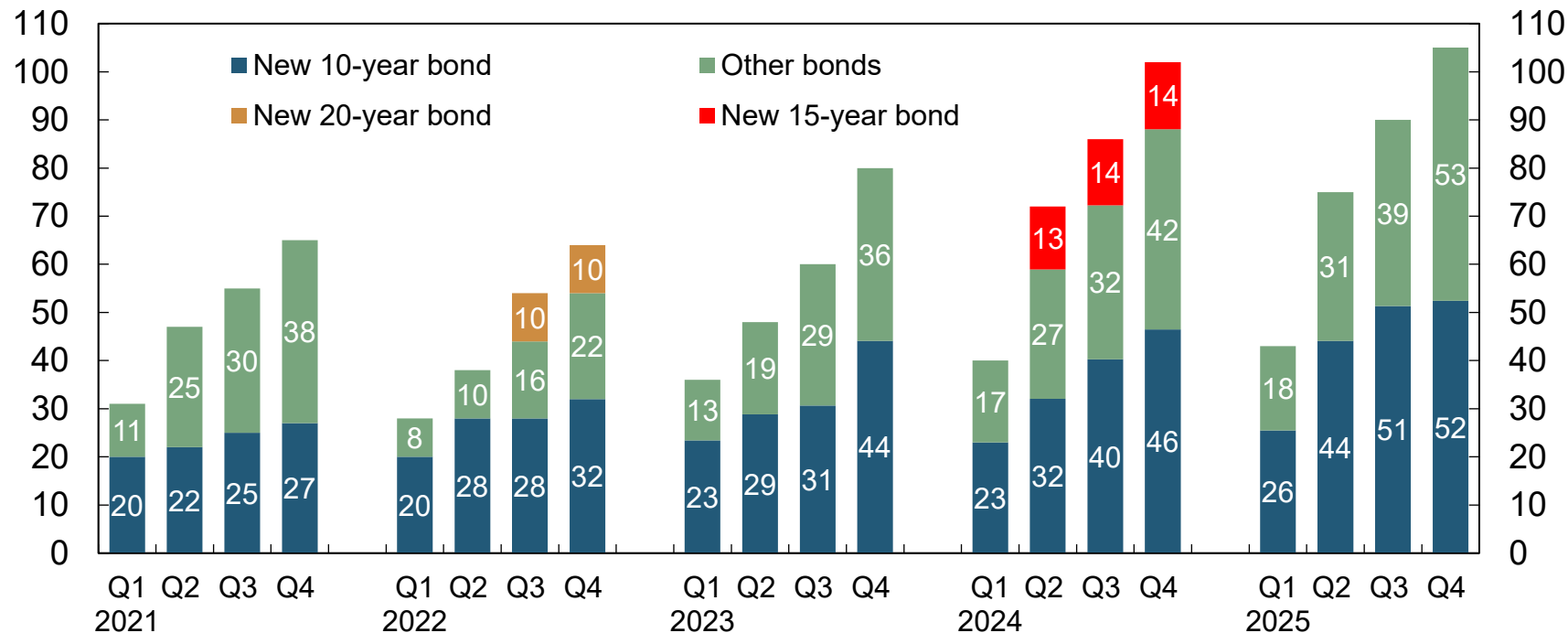
Years. January 2019 – May 2026



Source: Norges Bank

Issuance volume of new bonds

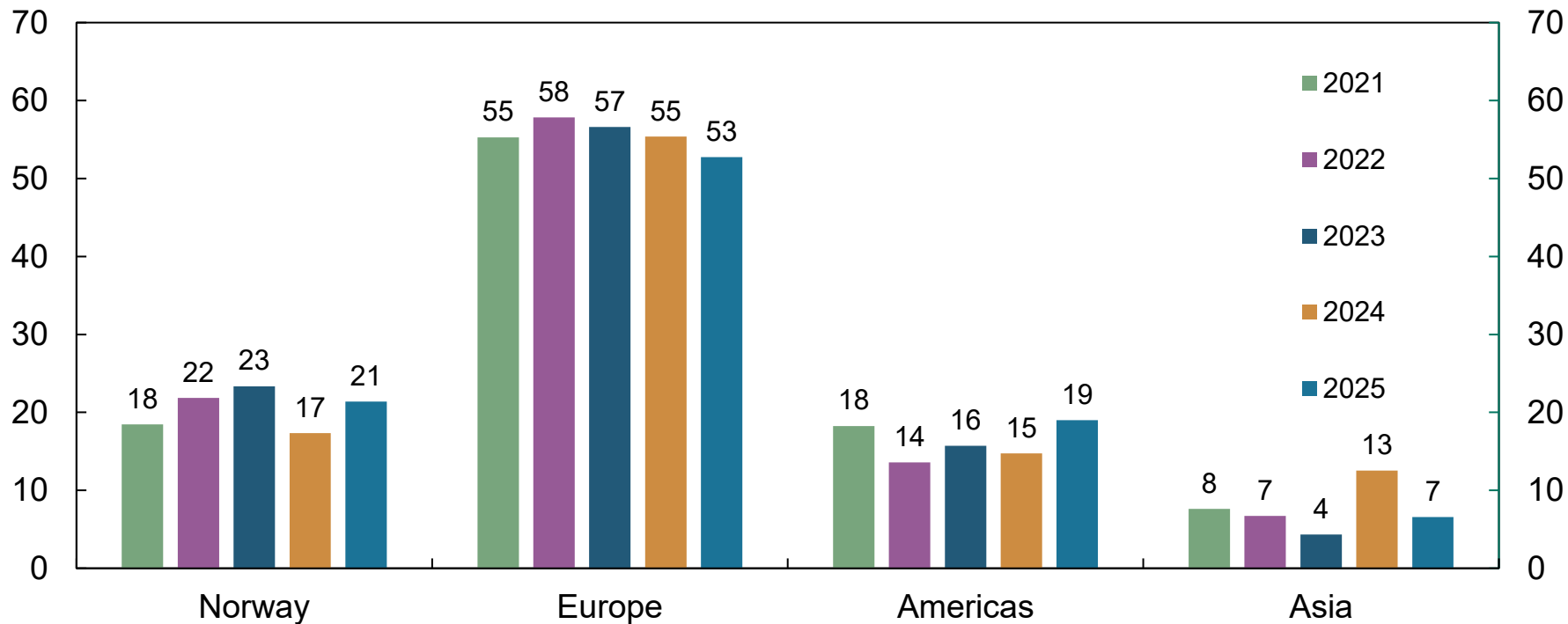
Cumulative. In billions of NOK. 2021 – 2025



Source: Norges Bank

Turnover in the secondary market by region

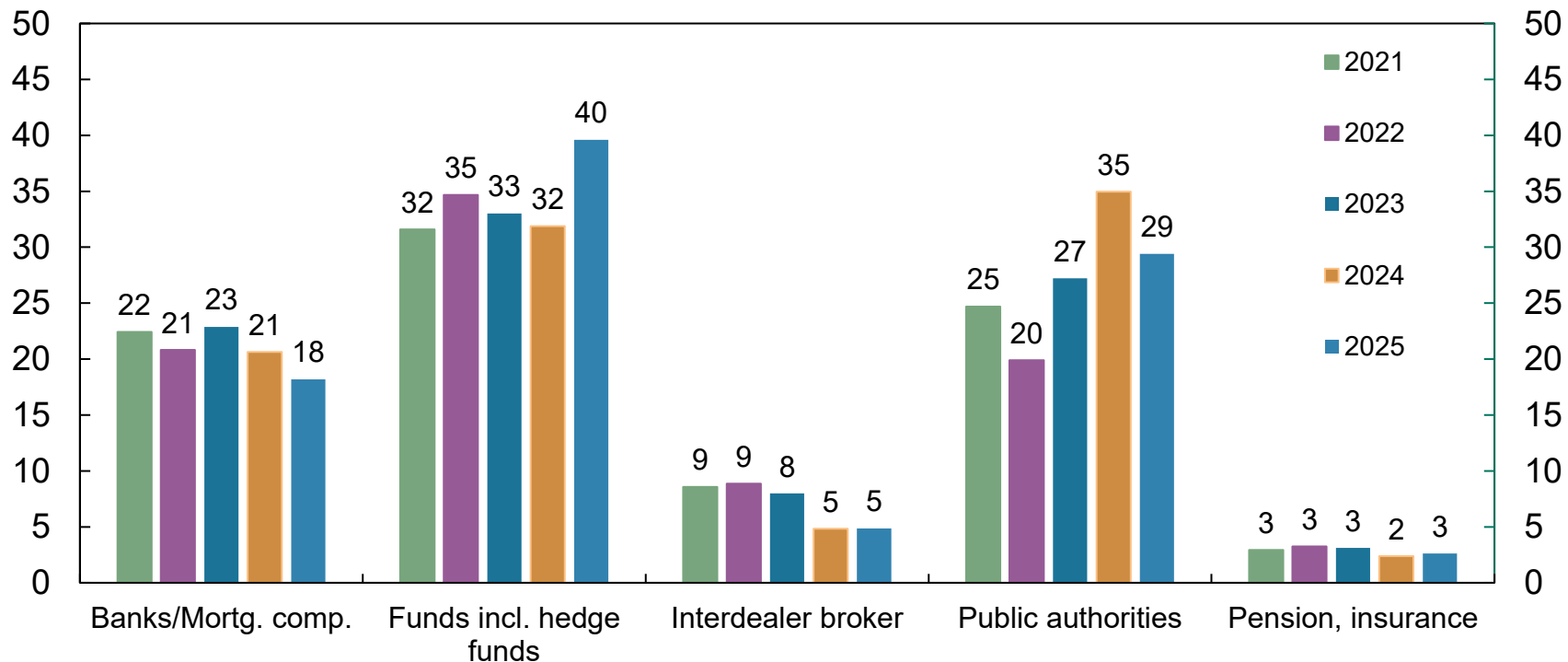
Government bonds. Percent. 2021 – 2025



Sources: Primary dealers and Norges Bank

Turnover in the secondary market by investor type

Government bonds. Percent. 2021 – 2025



Sources: Primary dealers and Norges Bank

Disclaimer

The presentation material has been prepared by Norges Bank and is updated on a regular basis. All rights reserved.

This document is for information purposes only. Nothing in this presentation material shall be regarded as constituting, or forming part of, an offer or invitation to underwrite, subscribe for or otherwise acquire or dispose of Norwegian government debt. It is provided for information purposes only and is not intended to serve as the basis for any credit or other third party evaluation of that debt. While Norges Bank applies its best efforts to include accurate information and the information herein is believed to be reliable, Norges Bank makes no representation or warranty as to the accuracy or completeness of such information.

Distribution of information contained in this presentation material may be prohibited or restricted by the legislation of some jurisdictions. The information contained in this presentation does not constitute an offer for sale in the United States of America or in any jurisdiction in which such an offer would be unlawful. Norges Bank has not taken any action that would permit an offering of the securities described herein to occur outside of Norway. The securities described herein have not been, and will not be, registered under the US Securities Act of 1933, as amended, or with any securities regulatory authority of any state or other jurisdiction in the United States of America and may not be offered or sold, directly or indirectly, in the United States of America unless the securities are so registered or an exemption from the registration requirement has been granted. Each person is required to inform himself accordingly, to observe and to comply with applicable restrictions. Norges Bank is by no means liable for any infringement of such restrictions. Furthermore, the restrictions and limitations listed and described herein are not exhaustive, and other restrictions and limitations in relation to Norwegian government debt that are not known to, or identified by, Norges Bank may apply in various jurisdictions as they relate to this Investor Presentation.

This Investor Presentation shall be governed by, and construed in accordance with, Norwegian law. The courts of Norway, with Oslo District Court as legal venue, shall have exclusive jurisdiction in settling any dispute which may arise out of, or in connection with, this Investor Presentation.



Norwegian Government Debt

May 2026